

AL1150D

Automatic Label Dispenser

Operator's Manual



Company: Kunshan Bojin Trading Co.,Ltd

Website: <http://www.bojin.hk>

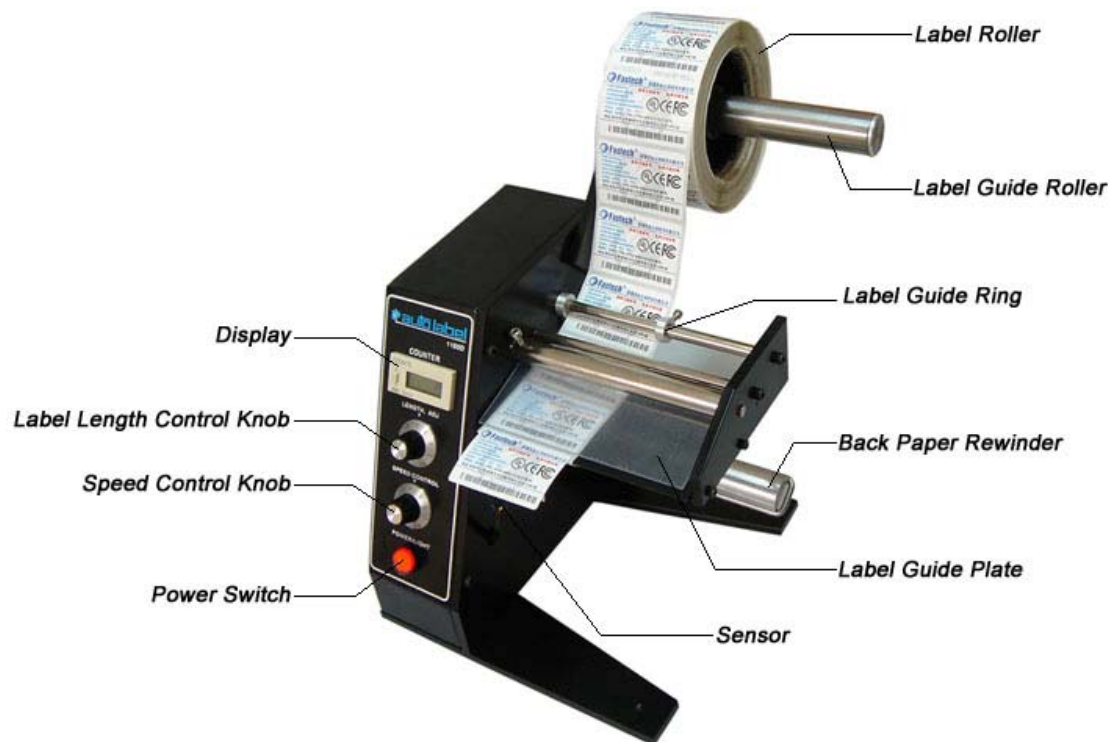
Contact Person: Mr. Truman Gao

Email: Truman@bojin.hk

Tel: 0086-512-57169166

ADD: Room 8-1004, Royal Park, Xiaolin Road, Kunshan, Jiangsu P.R.C

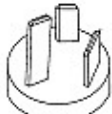
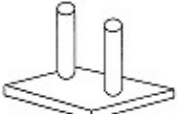
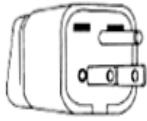
1. Description of parts and functions



2. How to operate the label dispenser AL1150D

- 1、 Turn off the power switch
- 2、 Load your label roller as the above picture show
- 3、 Adjust the sensor's position to ensure it's just under your label piece
- 4、 Adjust the label length control knob to a right position
- 5、 Adjust the speed control knob to a suitable rate
- 6、 Turn on the power switch

3. Features and specifications

Available type of plugs		
 AP3	 BP2	 WA-5

Features

- Ideal for small labels and small work areas
- Will dispense labels and die-cut parts
- Photosensor Accuracy and Reliability
- Automatically removes paper, vinyl, acetate, polyester, foil, etc. from its liner
- Automatically rewinds liner scrap for a cleaner working environment
- No tools required for adjusting to different size labels
- No maintenance required
- High Torque Motor for large diameter label rolls

Specifications

Model:	AL1150D
Display:	6 digit LED
Aplicable Label Width:	From 10mm to 140mm
Label Height Limit:	4 - 200mm Free
Core and Roll Size:	Internal Diameter: More than 50mm Outside Diameter: Less than 250mm
Feed Speed	From 16mm to 130mm per second
Power:	AC110V 60Hz / AC220V 50Hz
Dimensions & Weight:	210(W) x 210(L) x 220(H)mm 4.5kg

Packing List

No.	Descriptions	Quantity	N.W	G.W	Measurement
1	Automatic Label Dispenser	1 pcs	4.5kg	5.1kg	30*24.5*35cm
One unit per carton					