

# AL080D

Automatic Label Dispenser

Operator's Manual



**Company:** Kunshan Bojin Trading Co.,Ltd

**Website:** <http://www.smd.cn>

**Contact Person:** Mr. Truman Gao

**Email:** [enbojin@gmail.com](mailto:enbojin@gmail.com)

**Tel:** 0086-512-57169166

**ADD:** Room 8-604, Royal Park, Xiaolin Road, Kunshan, Jiangsu P.R.C

---

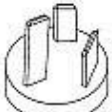
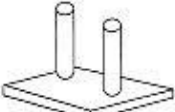
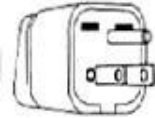
## 1. How to operate the label dispenser AL080D

---

- 1、 Turn off the power switch
  - 2、 Load your label roller as the above picture show
  - 3、 Adjust the sensor's position to ensure it's just under your label piece
  - 4、 Adjust the label length control knob to a right position
  - 5、 Adjust the speed control knob to a suitable rate
  - 6、 Turn on the power switch
- 

## 2. Features and specifications

---

Available type of plugs		
 AP3	 BP2	 WA-5

### Features

- 1、 Ideal for small labels and small work areas
- 2、 Will dispense labels and die-cut parts
- 3、 Photosensor Accuracy and Reliability
- 4、 Automatically removes paper, vinyl, acetate, polyester, foil, etc. from its liner
- 5、 Automatically rewinds liner scrap for a cleaner working environment
- 6、 No tools required for adjusting to different size labels
- 7、 No maintenance required
- 8、 High Torque Motor for large diameter label rolls

### Specifications

Model:	AL080D
Display:	6 digit LED
Applicable Label Width:	From 4mm to 80mm

Label Height Limit:	4 - 100mm Free
Core and Roll Size:	Internal Diameter: More than 50mm Outside Diameter: Less than 150mm
Feed Speed	From 16mm to 130mm per second
Power:	AC110V 60Hz / AC220V 50Hz
Dimensions & Weight:	225(W) x 158(L) x 172(H)mm 4.0kg

## Packing List

No.	Descriptions	Quantity	N.W.	G.W.	Measurement
1	Automatic label dispenser	1 pc	3.5Kg	4.0Kg	30×24.5×35cm
One unit per carton, standard export packing.					